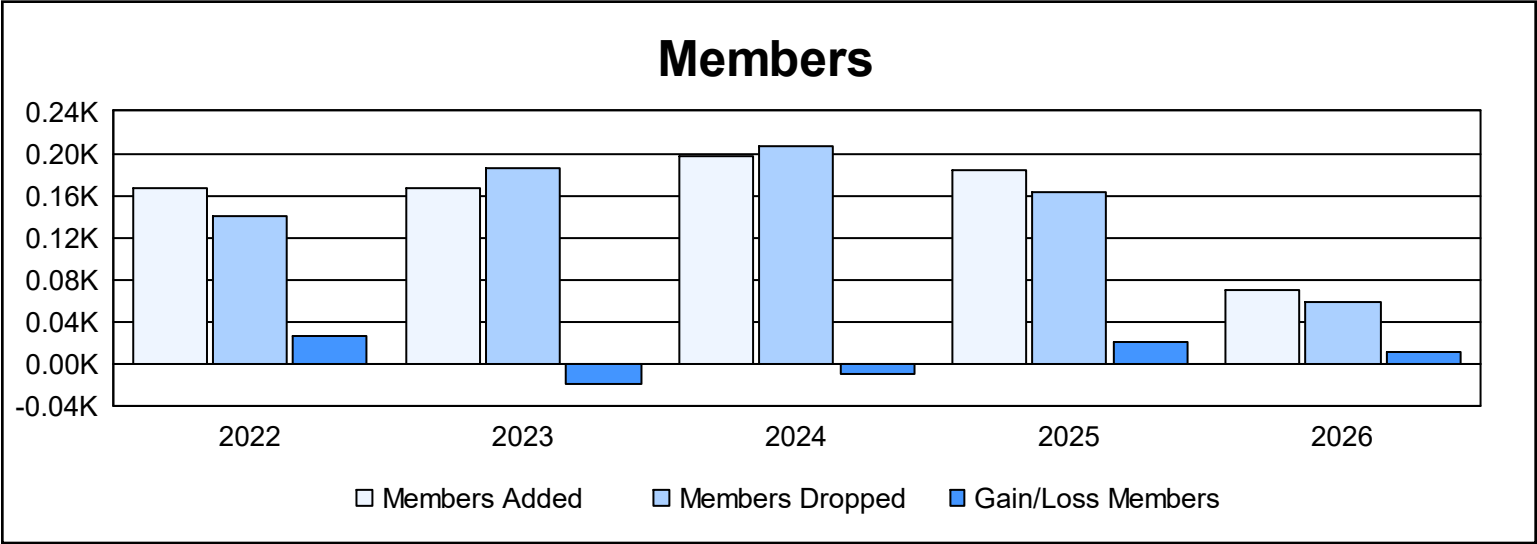
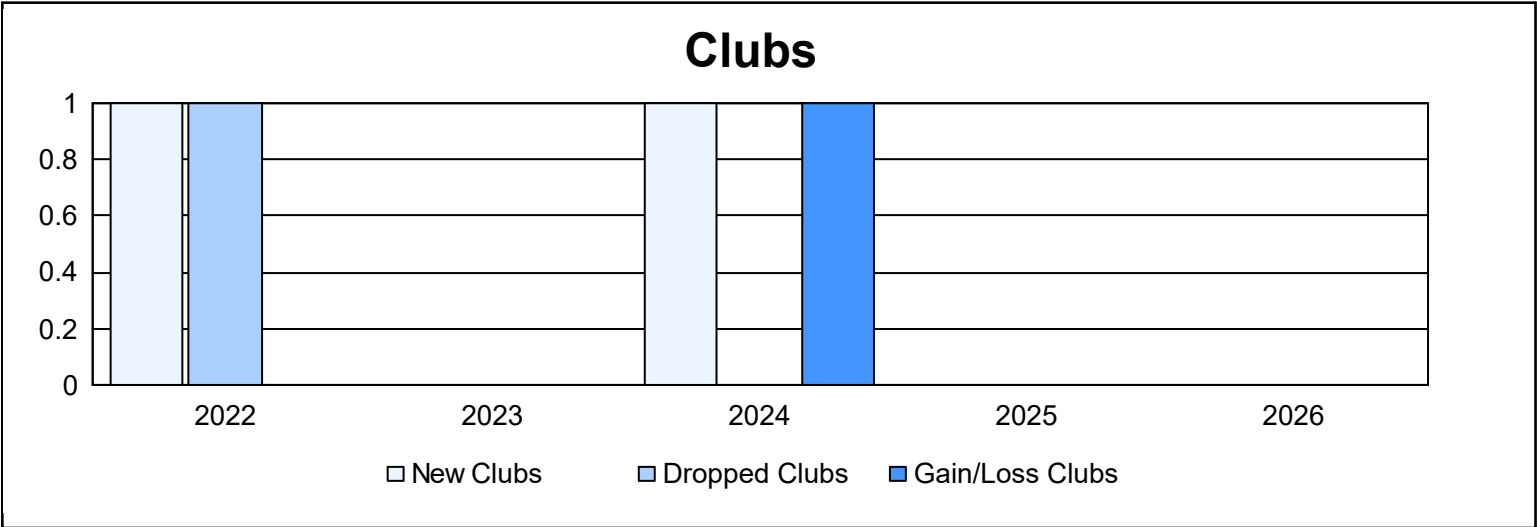
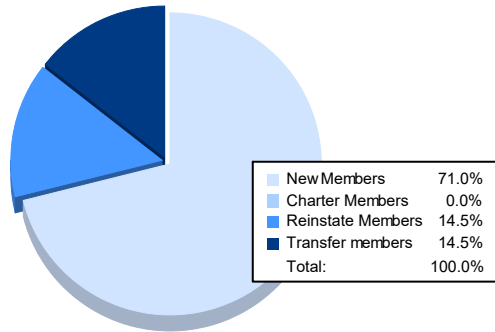


| Year | New Clubs | Dropped Clubs | Gain/ Loss Clubs | New Members | Charter Members | Reinstate Members | Transfer Members | Total Member Added | Total Members Dropped | Gain/ Loss Members |
|-----------|-----------|---------------|------------------|-------------|-----------------|-------------------|------------------|--------------------|-----------------------|--------------------|
| 2021-2022 | 1 | 1 | 0 | 128 | 23 | 9 | 7 | 167 | 141 | 26 |
| 2022-2023 | 0 | 0 | 0 | 151 | 0 | 4 | 11 | 166 | 185 | -19 |
| 2023-2024 | 1 | 0 | 1 | 155 | 24 | 9 | 10 | 198 | 207 | -9 |
| 2024-2025 | 0 | 0 | 0 | 158 | 0 | 17 | 8 | 183 | 163 | 20 |
| 2025-2026 | 0 | 0 | 0 | 49 | 0 | 10 | 10 | 69 | 58 | 11 |
| Average | 0 | 0 | 0 | 128 | 9 | 10 | 9 | 157 | 151 | 6 |



Membership Composition

November 2025 Cumulative



Gender Composition

November 2025 Cumulative

